










NASL.2018			National Arena Swimming League																			
  		LEAGUE <b>West Midlands</b>			DIVISION <b>Premier</b>			ROUND <b>1</b>		GALA NUMBER <b>2</b>		VENUE <b>Queens Diamond Jubilee Rugby</b>			Date <b>13/10/2018</b>		License <b>0</b>					
		LANE 2 Belper Marlin		LANE 3 Wolverhampton		LANE 4 Sutton in Ashfield		LANE 5 Leamington Spa		LANE 6 Wantage White Horse		LANE 7 Bilston										
DEFAULT POINTS TOTALS		DGS, TIES ETC WILL CHANGE THESE FIGURES																				
6 LANE 1050 5 LANE 750		OVERALL POINTS TOTAL <b>1036</b>																				
		PLACE <b>5</b>		PLACE <b>3</b>		PLACE <b>2</b>		PLACE <b>1</b>		PLACE <b>6</b>		PLACE <b>4</b>										
		POINTS <b>156</b>		POINTS <b>175</b>		POINTS <b>213</b>		POINTS <b>225</b>		POINTS <b>97</b>		POINTS <b>170</b>										
EVENTS		TIME	PLACE	POINTS	TIME	PLACE	POINTS	TIME	PLACE	POINTS	TIME	PLACE	POINTS	TIME	PLACE	POINTS						
1	Ladies	Open	200m		2:35.86	6	1	2:29.88	5	2	2:24.43	1	6	2:28.22	3	4	2:28.98	4	3	2:27.44	2	5
			Individual Medley		Caitlin Oram		Jessica Banks		Chloe Peach		Laura Griffiths		Isobel McInnes		Keeley Murcott							
			Reason for no points																			
2	Mens	Open	200m		2:19.64	6	1	2:15.44	2	5	2:16.28	3	4	2:18.66	5	2	2:17.36	4	3	2:12.50	1	6
			Individual Medley		Casper Raynard		Matthew Holland		Matthew Woodhall		Edward Jolly		Freddie James		Kane Murcott							
			Reason for no points																			
3	Girls	9/11 Years	4 x 50m Freestyle Relay		2:25.07	4	3	2:29.81	5	2	2:22.75	3	4	2:09.77	1	6	2:33.42	6	1	2:21.63	2	5
			Reason for no points																			
4	Boys	9/11 Years	4 x 50m Freestyle Relay		0:00.00			2:32.44	4	3	2:08.14	1	6	2:08.15	2	5	0:00.00			2:22.56	3	4
			Reason for no points		No team entered								Did not touch wall on first turn									
5	Girls	13/u	4 x 50m Medley Relay		2:26.18	4	3	2:10.63	1	6	0:00.00			2:19.62	3	4	2:30.76	5	2	2:13.00	2	5
			Reason for no points				Swimmer submerged for backstroke turn															
6	Boys	13/u	4 x 50m Medley Relay		2:33.53	5	2	2:08.25	1	6	2:10.41	2	5	2:11.50	3	4	2:42.41	6	1	2:12.87	4	3
			Reason for no points																			
7	Girls	15/u	4 x 50m Freestyle Relay		1:57.65	3	4	1:59.87	5	2	1:55.62	2	5	1:53.70	1	6	1:59.43	4	3	2:02.63	6	1
			Reason for no points																			
8	Boys	15/u	4 x 50m Freestyle Relay		1:45.39	1	6	1:49.63	4	3	1:48.25	3	4	1:46.69	2	5	1:58.12	6	1	1:57.81	5	2
			Reason for no points																			
9	Ladies	Open	4 x 50m Medley Relay		2:10.33	4	3	2:08.50	3	4	2:07.63	2	5	2:04.57	1	6	2:10.96	5	2	2:11.44	6	1
			Reason for no points																			
10	Mens	Open	4 x 50m Medley Relay		1:52.40	1	6	1:57.31	4	3	1:57.65	5	2	1:52.48	2	5	1:59.47	6	1	1:56.12	3	4
			Reason for no points																			
11	Girls	10/11 Years	50m Backstroke		0:41.70	4	3	0:43.56	6	1	0:39.81	3	4	0:36.32	1	6	0:43.16	5	2	0:38.88	2	5
			Reason for no points		Isla Perry-Taylor		Zena Asbury		Gracie Walker		Annabel Crees		Aimee Surman		Lily-Ann Dean							
12	Boys	10/11 Years	50m Backstroke		0:47.73	5	2	0:43.69	4	3	0:37.19	2	5	0:36.54	1	6	0:00.00			0:42.44	3	4
			Reason for no points		Thomas Dawes-Hamp		Tyler Bott		Liam Hill		Andre Onyekwe		James Haxworth		Cody Dupree							
13	Girls	13/U	100m Breaststroke		1:27.01	5	2	1:23.25	4	3	1:22.13	3	4	1:20.13	2	5	1:32.34	6	1	1:18.18	1	6
			Reason for no points		Megan Oram		Izabel Peniket		Keira Dobbs		Chloe Thomson		Daisy Whittington		Erin Hull							
14	Boys	13/U	100m Breaststroke		1:33.01	5	2	1:15.37	1	6	1:17.41	2	5	1:20.93	3	4	1:38.11	6	1	1:23.57	4	3
			Reason for no points		Luke Waterfall		Thomas Harris		Michael Senior		Joseph Deavall		Caspar Cumberland		Zak Howes							
15	Girls	15/U	100m Backstroke		1:13.37	5	2	1:07.75	1	6	1:10.67	3	4	0:00.00			1:12.74	4	3	1:09.43	2	5
			Reason for no points		Eliza Walker		Lilly May Marston		Sarah Holmes		Lissie Burbidge		Fiona McInnes		Chloe Harris							
16	Boys	15/U	100m Backstroke		1:06.65	2	5	1:08.26	5	2	1:03.65	1	6	1:08.25	4	3	1:07.28	3	4	1:10.00	6	1
			Reason for no points		Sam Brookes		Dylan Jones		Matthew Woodhall		Tom Lee-Brown		Dylan Godfrey		Cieran Pegg							
17	Ladies	Open	100m Butterfly		1:08.82	6	1	1:05.19	2	5	1:06.38	3	4	1:03.92	1	6	1:07.48	4	3	1:08.32	5	2
			Reason for no points		Jessica Hancock		Megan Dean		Chloe Peach		Molly Quelch		Lucy Gotta		Keeley Murcott							
18	Mens	Open	100m Butterfly		1:01.12	3	4	1:00.44	2	5	1:06.69	6	1	1:03.04	5	2	1:01.77	4	3	0:58.56	1	6
			Reason for no points		Joshua Horobin		Matthew Holland		Joshua Leeson		Edward Jolly		James Camden		Kane Murcott							
19	Girls	10/11 Years	50m Butterfly		0:39.93	3	4	0:43.50	4	3	0:44.25	5	2	0:34.55	1	6	0:48.00	6	1	0:35.69	2	5
			Reason for no points		Chloe Outram		Alex Maher		Lola Robinson		Teia Hendley		Aimee Surman		Lily-Ann Dean							

NASL.2018			National Arena Swimming League																		
  			LEAGUE <b>West Midlands</b>			DIVISION <b>Premier</b>			ROUND <b>1</b>			GALA NUMBER <b>2</b>									
			VENUE <b>Queens Diamond Jubilee Rugby</b>			Date <b>13/10/2018</b>			License <b>0</b>												
DEFAULT POINTS TOTALS <b>6 LANE 1050</b> <b>5 LANE 750</b>			DGs, TIES ETC WILL CHANGE THESE FIGURES OVERALL POINTS TOTAL <b>1036</b>			LANE 2 Belper Marlin PLACE <b>5</b> POINTS <b>156</b>		LANE 3 Wolverhampton PLACE <b>3</b> POINTS <b>175</b>		LANE 4 Sutton in Ashfield PLACE <b>2</b> POINTS <b>213</b>		LANE 5 Leamington Spa PLACE <b>1</b> POINTS <b>225</b>		LANE 6 Wantage White Horse PLACE <b>6</b> POINTS <b>97</b>		LANE 7 Bilston PLACE <b>4</b> POINTS <b>170</b>					
20	Boys	10/11 Years	50m Butterfly	0:44.42	6	1	0:41.93	4	3	0:37.05	2	5	0:35.64	1	6	0:41.98	5	2	0:38.50	3	4
			Reason for no points																		
21	Girls	13/u	100m Backstroke	1:16.82	4	3	1:08.94	1	6	1:11.87	3	4	1:19.25	5	2	1:28.86	6	1	1:09.18	2	5
			Reason for no points																		
22	Boys	13/u	100m Backstroke	1:27.53	5	2	1:07.75	1	6	1:14.82	3	4	1:09.69	2	5	1:32.74	6	1	1:15.50	4	3
			Reason for no points																		
23	Girls	15/u	100m Butterfly	1:09.55	3	4	1:13.69	4	3	1:08.37	1	6	1:09.22	2	5	1:15.06	5	2	1:18.44	6	1
			Reason for no points																		
24	Boys	15/u	100m Butterfly	1:03.78	2	5	1:06.00	3	4	1:02.17	1	6	1:08.31	5	2	1:08.22	4	3	1:14.75	6	1
			Reason for no points																		
25	Ladies	Open	100m Backstroke	1:12.17	6	1	1:07.00	2	5	1:11.62	5	2	1:05.03	1	6	1:11.04	4	3	1:10.06	3	4
			Reason for no points																		
26	Mens	Open	100m Backstroke	1:00.78	1	6	1:04.81	4	3	1:07.13	5	2	1:02.45	2	5	1:09.75	6	1	1:03.69	3	4
			Reason for no points																		
27	Girls	10/11 Years	50m Breaststroke	0:49.21	4	3	0:50.06	5	2	0:46.56	3	4	0:38.39	1	6	0:50.94	6	1	0:44.06	2	5
			Reason for no points																		
28	Boys	10/11 Years	50m Breaststroke	0:49.04	5	2	0:49.69	6	1	0:41.21	2	5	0:40.58	1	6	0:47.55	4	3	0:45.06	3	4
			Reason for no points																		
29	Girls	13/u	100m Butterfly	1:25.36	5	2	1:14.19	3	4	1:09.00	2	5	1:20.38	4	3	1:28.34	6	1	1:08.25	1	6
			Reason for no points																		
30	Boys	13/u	100m Butterfly	1:18.51	4	3	1:10.12	2	5	1:12.95	3	4	1:08.09	1	6	1:22.03	5	2	0:00.00		
			Reason for no points													Arms not clearing water of last 5m of finish					
31	Girls	15/u	100m Freestyle	1:04.40	4	3	1:05.88	5	2	1:01.25	2	5	1:01.20	1	6	1:02.80	3	4	1:09.38	6	1
			Reason for no points																		
32	Boys	15/u	100m Freestyle	0:57.96	3	4	0:58.75	4	3	0:56.39	1	6	0:59.88	5	2	0:57.36	2	5	1:05.00	6	1
			Reason for no points																		
33	Ladies	Open	100m Breaststroke	1:18.89	3	4	1:21.00	5	2	1:15.88	1	6	1:17.79	2	5	1:20.88	4	3	1:22.62	6	1
			Reason for no points																		
34	Mens	Open	100m Breaststroke	1:06.23	1	6	1:16.94	6	1	1:15.05	4	3	1:06.44	2	5	1:16.88	5	2	1:13.13	3	4
			Reason for no points																		
35	Girls	10/11 Years	50m Freestyle	0:35.12	4	3	0:35.37	5	2	0:33.71	2	5	0:33.70	1	6	0:36.18	6	1	0:34.25	3	4
			Reason for no points																		

NASL.2018			National Arena Swimming League																							
  			LEAGUE <b>West Midlands</b>			DIVISION <b>Premier</b>			ROUND <b>1</b>			GALA NUMBER <b>2</b>														
6 LANE 1050 5 LANE 750			OVERALL POINTS TOTAL <b>1036</b>			PLACE <b>5</b> POINTS <b>156</b>			PLACE <b>3</b> POINTS <b>175</b>			PLACE <b>2</b> POINTS <b>213</b>			PLACE <b>1</b> POINTS <b>225</b>			PLACE <b>6</b> POINTS <b>97</b>			PLACE <b>4</b> POINTS <b>170</b>					
36 Boys 10/11 Years			50m Freestyle 0:35.47 3 4 Harry Maskrey			0:37.38 4 3 Bradley Paskin			0:32.67 1 6 Harry Mckeaney			0:00.00 Andre Onyekwe			0:00.00 Kai Newton			0:34.12 2 5 Harry Negrine								
37 Girls 13/u			100m Freestyle 1:07.86 4 3 Tegan Hulme			1:08.62 5 2 Grace Jones			1:04.32 1 6 Talitha Oud			1:05.43 3 4 Chloe Thomson			1:12.72 6 1 Annoush Rule			1:04.75 2 5 Jessica Bowkley								
38 Boys 13/u			100m Freestyle 1:19.04 6 1 Phillip Lamb			0:59.63 1 6 Oliver Burns			1:05.25 4 3 Francis Dermody			1:04.45 3 4 Joseph Deavall			1:14.78 5 2 Matthew Wright			1:03.57 2 5 Dion Bailey								
39 Girls 15/u			100m Breaststroke 1:25.10 5 2 Katy Dymond			1:21.18 3 4 Grace Haywood			1:17.63 2 5 Hollie-Mae Dove			1:14.58 1 6 Maddison Nuttall			1:22.82 4 3 Libby Gotta			1:26.62 6 1 Jodie Andrews								
40 Boys 15/u			100m Breaststroke 1:12.68 1 6 Howie Barden			1:15.94 3 4 Thomas Harris			1:15.38 2 5 Callum Peel			1:16.62 4 3 Louis Mcauliffe			1:20.63 6 1 Joseph James			1:20.00 5 2 Samuel Hull								
41 Ladies Open			100m Freestyle 1:02.27 4 3 Jessica Hancock			1:02.88 6 1 Jessica Banks			1:01.57 2 5 Chloe Quinn			0:59.76 1 6 Molly Quelch			1:02.68 5 2 Lucy Gotta			1:01.88 3 4 Beth Tetsill								
42 Mens Open			100m Freestyle 0:54.45 1 6 William Brookes			0:56.50 3 4 Bradley Gordon			0:56.90 4 3 Kelsey Edwards			0:56.40 2 5 Edward Jolly			0:57.94 5 2 Edward Beaumont-Dickety			0:58.18 6 1 Jack Cox								
43 Girls 9 /11 Years			4 x 50m Medley Relay 2:51.36 3 4 Reason for no points			2:59.68 5 2 Reason for no points			2:53.69 4 3 Reason for no points			2:26.62 1 6 Reason for no points			3:02.88 6 1 Reason for no points			2:42.19 2 5 Reason for no points								
44 Boys 9 /11 Years			4 x 50m Medley Relay 0:00.00 No team entered			3:03.13 4 3 Reason for no points			2:29.51 1 6 Reason for no points			0:00.00 Take over back to breast			2:56.09 3 4 Reason for no points			2:44.13 2 5 Reason for no points								
45 Girls 13/u			4 x 50m Freestyle Relay 2:11.02 5 2 Reason for no points			2:02.44 2 5 Reason for no points			2:00.32 1 6 Reason for no points			2:03.24 3 4 Reason for no points			2:15.78 6 1 Reason for no points			2:04.37 4 3 Reason for no points								
46 Boys 13/u			4 x 50m Freestyle Relay 2:17.24 5 2 Reason for no points			1:55.25 1 6 Reason for no points			2:00.77 4 3 Reason for no points			1:58.16 3 4 Reason for no points			2:25.91 6 1 Reason for no points			1:57.94 2 5 Reason for no points								
47 Girls 15/u			4 x 50m Medley Relay 2:13.10 3 4 Reason for no points			2:15.50 5 2 Reason for no points			2:12.00 2 5 Reason for no points			2:06.56 1 6 Reason for no points			2:14.92 4 3 Reason for no points			2:17.50 6 1 Reason for no points								
48 Boys 15/u			4 x 50m Medley Relay 1:58.80 1 6 Reason for no points			2:08.25 4 3 Reason for no points			2:01.98 3 4 Reason for no points			2:00.35 2 5 Reason for no points			2:19.92 6 1 Reason for no points			2:16.12 5 2 Reason for no points								
49 Ladies Open			6 x 50m Freestyle Relay 2:59.06 6 1 Reason for no points			2:56.31 3 4 Reason for no points			2:54.63 2 5 Reason for no points			2:47.54 1 6 Reason for no points			2:58.06 4 3 Reason for no points			2:58.69 5 2 Reason for no points								
50 Mens Open			6 x 50m Freestyle Relay 2:34.13 1 6 Reason for no points			2:39.31 3 4 Reason for no points			0:00.00 2nd swimmer flyer			2:36.62 2 5 Reason for no points			2:48.17 5 2 Reason for no points			2:42.62 4 3 Reason for no points								
<b>TOTALS OF          1st, 2nd &amp; 3rd PLACES          PER CLUB</b>			1st		8		1st		8		1st		11		1st		19		1st		1		1st		4	
			2nd		2		2nd		6		2nd		15		2nd		12		2nd		1		2nd		14	
			3rd		9		3rd		8		3rd		12		3rd		8		3rd		3		3rd		10	
			4th		11		4th		13		4th		5		4th		3		4th		13		4th		5	
			5th		11		5th		11		5th		4		5th		5		5th		11		5th		5	
			6th		7		6th		4		6th		1		6th				6th		19		6th		11	
			Belper Marlin			Wolverhampton			Sutton in Ashfield			Leamington Spa			Wantage White Horse			Bilston								
POINTS AT EVENT 10			29			36			41			47			17			36								
POINTS AT EVENT 18			50			67			74			79			34			68								
POINTS AT EVENT 26			76			100			105			116			48			95								
POINTS AT EVENT 34			103			120			143			155			69			117								
POINTS AT EVENT 42			131			146			181			189			81			144								